



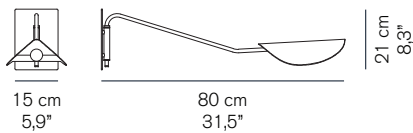
## PLUME 158

Christophe Pillet  
2017

Lampada da parete a luce diretta in metallo verniciato.  
Struttura tubolare in metallo curvato.

Wall lamp giving direct light in lacquered metal.  
Tube-shaped structure in curved metal.

### DIMENSIONI/DIMENSIONS



### MATERIALI/MATERIALS


metallo  
metal

### COLORI/COLORS

anodic bronzo/anodic bronze

### SORGENTI/BULBS

1 x max 40 W - E14

 fornita senza lampadina  
equipped without bulb

Nota: è possibile utilizzare lampadine LED disponibili sul mercato senza alcun cambiamento o modifica relativamente al prodotto standard.

Note: lamp compatible with LED bulbs (according to the market availability and without changes to the standard product)

### MARCHI/MARKS



### INFORMAZIONI AGGIUNTIVE/ FURTHER INFORMATION



classe II  
class II



interruttore nero  
black on/off switch



cavo nero  
black cable



classe energetica: A+, A, B, C, D  
energy class: A+, A, B, C, D

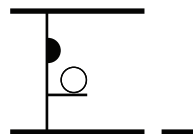
### IMBALLO/PACKAGING



dim./dim. 33x17x98 cm / 13"x6,7"x38,6"  
volume/volume 0,0549 m<sup>3</sup> / 1,94 ft<sup>3</sup>  
peso/weight 4,8 kg / 10,58 lb

### TIPOLOGIA/TYPE

interno - lampada da parete  
indoor - wall lamp



### CURVA FOTOMETRICA/ PHOTOMETRIC CURVE



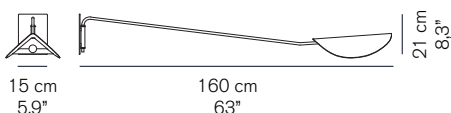
## PLUME 159

Christophe Pillet  
2017

Lampada da parete a luce diretta in metallo verniciato.  
Struttura tubolare in metallo curvato.

Wall lamp giving direct light in lacquered metal.  
Tube-shaped structure in curved metal.

### DIMENSIONI/DIMENSIONS



### MATERIALI/MATERIALS


metallo  
metal

### COLORI/COLORS

anodic bronzo/anodic bronze

### SORGENTI/BULBS

1 x max 60 W - E27

 fornita senza lampadina  
equipped without bulb

*Nota:* è possibile utilizzare lampadine LED disponibili sul mercato senza alcun cambiamento o modifica relativamente al prodotto standard.

*Note:* lamp compatible with LED bulbs (according to the market availability and without changes to the standard product)

### MARCHI/MARKS



### INFORMAZIONI AGGIUNTIVE/ FURTHER INFORMATION



classe II  
class II



interruttore nero  
black on/off switch



cavo nero  
black cable



classe energetica: A+, A, B, C, D  
energy class: A+, A, B, C, D

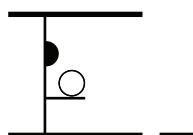
### IMBALLO/PACKAGING



dim./dim. 33x22x174 cm / 13"x8,7"x68,5"  
volume/volume 0,1263 m<sup>3</sup> / 4,46 ft<sup>3</sup>  
peso/weight 7,5 kg / 16,53 lb

### TIPOLOGIA/TYPE

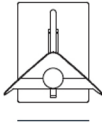
interno - lampada da parete  
indoor - wall lamp



### CURVA FOTOMETRICA/ PHOTOMETRIC CURVE

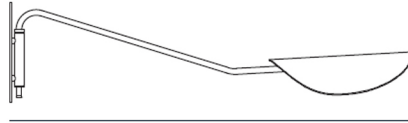
# Plume Wall Lamp

Small



15 cm  
5,9"

Front View



80 cm  
31,5"

Side View

21 cm  
8,3"

Large



15 cm  
5,9"



160 cm  
63"

21 cm  
8,3"

## ISTRUZIONI PER IL MONTAGGIO MOUNTING INSTRUCTIONS INSTRUCTION POUR LE MONTAGE MONTAGEANLEITUNG

O luce S.r.l.

Via Brescia, 2 - 20097 San Donato Milanese (Mi) - Italia  
Tel. +39 2 9849 1435 - Fax +39 2 9849 0779  
http://www.oluce.com - e-mail : info@oluce.com

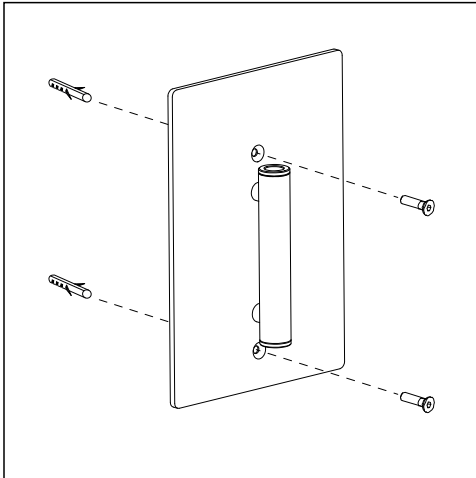


fig. 1

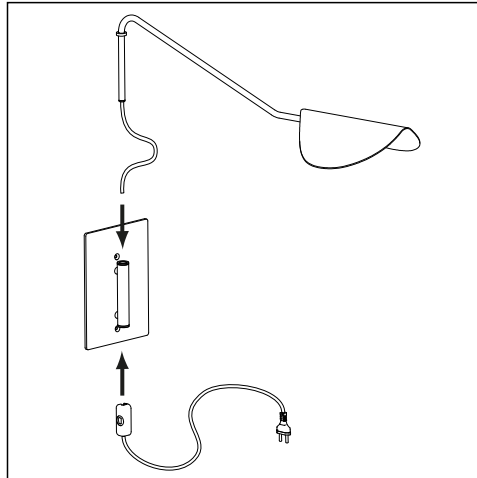


fig. 2

158 - 1 x max 40W(E14) → 80 cm

159 - 1 x max 60W(E27) → 160 cm

**IT** - Per la sicurezza elettrica ed il corretto montaggio della lampada seguire la sequenza delle immagini.

**Disinserire la rete di alimentazione prima di intervenire sulla lampada.** Per pulire la lampada non usare detergenti abrasivi.

**EN** - For electrical safety and a correct lamp assembly, follow the sequence of the pictures. **Cut off the electrical current before any intervention on the lamp.** Do not use abrasive detergents when cleaning the lamp.

**FR** - Pour la sécurité électrique et un montage correct de la lampe, suivre la séquence des images. **Débrancher le courant électrique avant d'intervenir sur la lampe.** Ne pas employer de détergents abrasifs pour nettoyer la lampe.

**DE** - Zwecks der elektrischen Sicherheit und zur korrekten Montage, die Reihenfolge der Abbildungen verfolgen. **Vor Handhabung der Lampe, elektrischen Strom ausschalten.** Keine ätzenden Reinigungsmittel zum Säubern der Lampe verwenden.

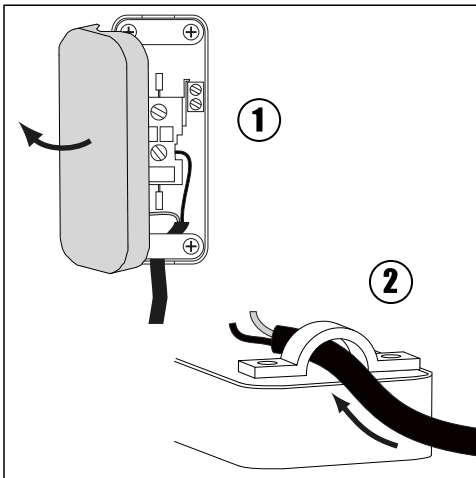


fig. 3

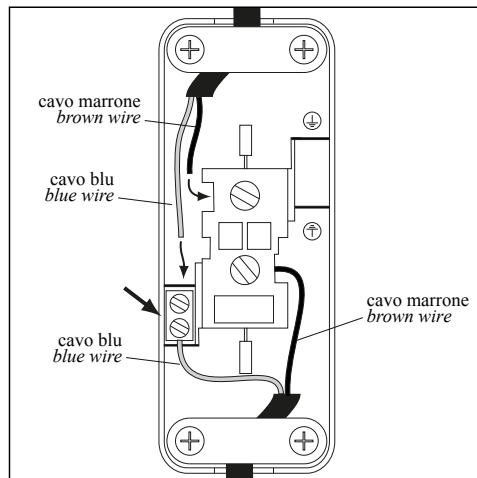


fig. 4

**CLASSE II - CLASS II - CLASSE II - KLASSE II**

**IT** - Apparecchio omologato in classe II, con cablaggio a doppio isolamento.

**EN** - Class II certified equipment, with double insulated wiring.

**FR** - Appareil homologué en Classe II, avec câblage à double isolation.

**DE** - In Klasse II zugelassene Apparate mit doppelt isolierter Verkabelung.

**F** **IT** - Il simbolo indica l'idoneità degli apparecchi al montaggio diretto su superfici normalmente infiammabili.

**EN** - The symbol indicates the suitability of fixtures to be mounted directly on normally inflammable surfaces.

**FR** - Le symbole indique que les appareils sont indiqués pour être monté directement sur des surfaces normalement inflammables.

**DE** - Das Symbol zeigt an, ob die Geräte dazu geeignet sind, auf normal entflammaren Oberflächen angebracht zu werden.

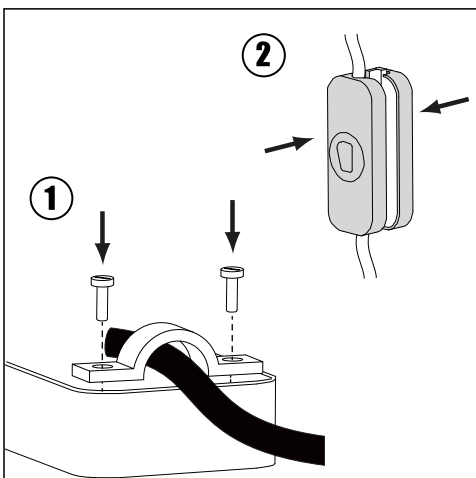


fig. 5

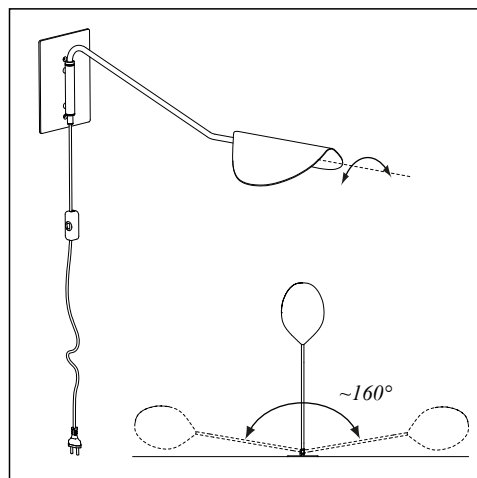


fig. 6

**IT** - COLLEGAMENTO DEL CAVO DI TIPO Y: in caso di danneggiamento del cavo di alimentazione, questo deve essere sostituito dall'assistenza o dal personale qualificato.

**EN** - CONNECTION OF CABLE TYPE Y: in case of power cable damage it has to be replaced by customer service or by the qualified personnel.

**FR** - CONNEXION DU CÂBLE TYPE (RÉF) Y: en cas de dommage du câble électrique le câble doit être remplacé par le service clientèle ou par du personnel qualifié.

**DE** - KABELANSCHLUSS TYP Y: Bei Beschädigung des Speisekabels muss dieses vom Kundendienst oder vom Fachpersonal ausgewechselt werden.

**IT** - Questo prodotto non deve essere smaltito come un rifiuto municipale misto, effettuare una raccolta separata.

**EN** - This product must not be discarded as the responsibility of the City sanitation, it must be gathered together separately and discarded.

**FR** - Ce produit ne doit pas être mis avec les ordures municipales, il faut effectuer un ramassage séparé.

**DE** - Dieses Produkt darf nicht als Gemeindekehricht entsorgt werden. Entsorgung muss getrennt erfolgen.